



FIERY[®] JOBFLOW

Automate for pure profit



Prepress workflow
automation software

What if you could...

- Automate the most mundane and tedious tasks so you don't have to waste time doing them over and over again
- Reduce the average clicks required to submit a job from 15 to 1
- Significantly reduce human errors in job setup
- Create workflows by yourself, based on your specific needs, without hiring an IT consultant
- Use the Fiery® presets you've already created to further automate your operation

Don't lose another minute or waste another click. You can increase productivity and raise quality with the same staff and equipment. Get going with Fiery JobFlow™ today.

Don't touch what you can automate

Yes, we have all heard it before — automation is intimidating, too complex, confusing, and expensive. The fact is, it doesn't have to be. Whether you start small by saving the print settings of a job in a printer workflow, configuring job properties in a hot folder or virtual printer, or jump straight into workflow automation with Fiery JobFlow, one thing is clear — automation can help you improve efficiency, stay competitive, and grow profits.





Set up once and move on

Picture this — you've just spent 20 minutes setting up, preflighting, correcting, and laying out a job. Now you have to do it all over again on the next job. Wouldn't it be nice to save your workflow so that the next time you run a similar job, you can just "submit" and be done?

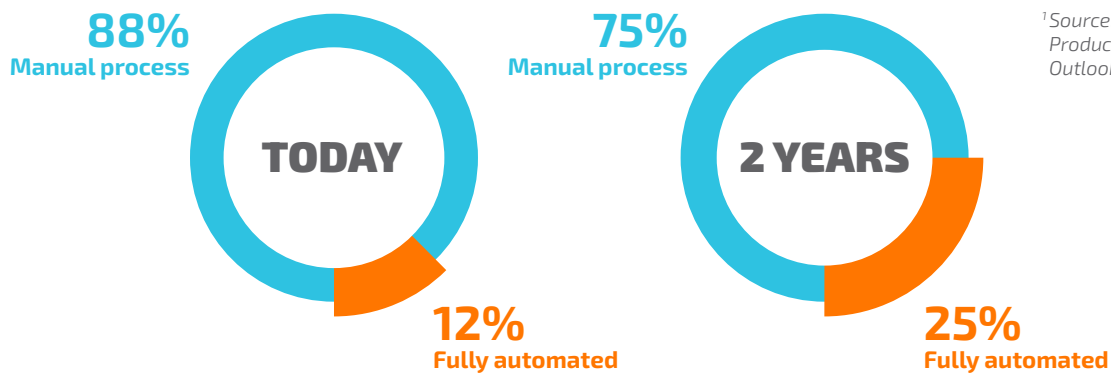
Make the first job setup count with Fiery JobFlow, a workflow solution that lets you fully automate job preparation steps.

It not only eliminates repetitive manual setup, but also reduces the potential for errors. Produce ready-to-print files with the fewest touch points by creating a single workflow for a specific job type and use it over and over again. Just do one for each of your most common job types, and watch your productivity soar.

Stay competitive with automation

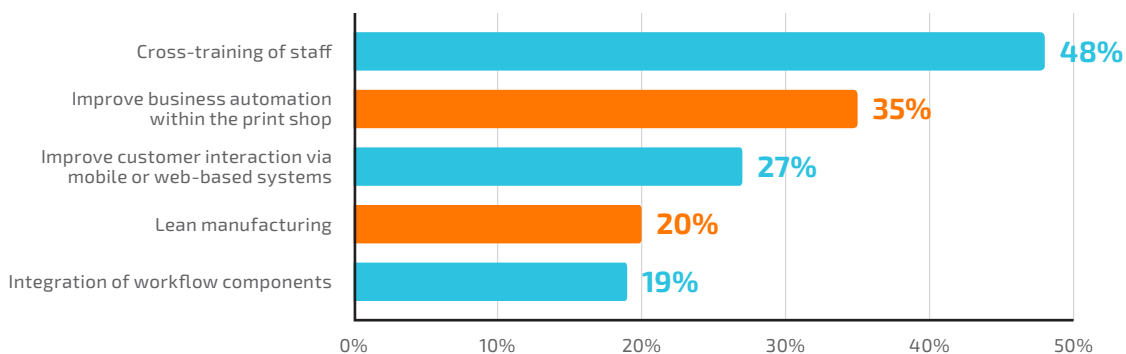
Print service providers like you say improving business automation within the print shop is one of their top workflow initiatives, in addition to lean manufacturing and integration of workflow components¹. These providers recognize the need for automation to keep up with aggressive deadlines. Do you?

Today, only 12% of jobs are produced without intervention. But print service providers expect a 108% growth in jobs becoming fully automated between today and in two years¹. How many of your jobs are printed without touch points? Imagine the opportunity to increase your production volume by increasing automation.



¹Source: 2020 North American Production Software Investment Outlook, InfoTrends, 2020.

What are your top five workflow initiatives?



N = 109 Respondents

Source: 2020 North American Production Software Investment Outlook, Info Trends, 2020.

Get ready for more profit


Eliminate mind-numbing, time-consuming manual tasks and resource waste with easy-to-set-up automation. Focus your time on higher-profit services instead for your continued success.

Always be one click away from ready-to-print files

Can automation really be simple enough for production staff to set up? With Fiery JobFlow, it can. You don't need to hire expensive IT consultants or staff with special technical skills.

Start by selecting and arranging the modules you need. Set the notifications you'd like to get. Build the workflow once. Then use it with one click. It's really that simple.

Gain confidence and experience with the free Fiery JobFlow Base, then expand to the cost-effective paid version as your business needs grow.



Leverage Fiery products you already own and existing settings

Don't recreate the work you've already done — import and use existing profiles, templates, and settings from other Fiery products into JobFlow workflows. You can also detect existing presets straight from the Fiery server. You even save time because your operators are using Fiery tools they already know, so there's no need to retrain.

Redeploy staff to bring in new business

One of the top ways print service providers say they grow their business is to add new service offerings¹. If your staff no longer has to set up job properties and print settings all day, they have time to work on higher-profit print jobs that do require manual intervention.



¹ Source: U.S. Production Software Investment Outlook, InfoTrends, April 2015.



Make your workflow work for you

Set up flexible workflows you can quickly configure and modify yourself. Once created, use them over and over, eliminating touch points and human errors. Update them any time you want to perfect your workflows to make them more effective and meet your unique needs. Provide your staff with a consistent process to get files ready to print with less rework and wasted materials.

Gain more control over your business processes

Set up workflows and folders by project, project type, client, or other parameters. With a clear structure for input and output files, you can always find everything and easily include it in your workflows.

You can also set up rules to archive jobs at different processing stages so you can use files again later.



Engage customers faster

Build customer approvals directly into your workflow, saving customer service or sales rep time. Once the assigned internal and external reviewers approve the job, it will automatically advance through the remaining steps of the workflow. No interruptions, no bottlenecks, pure productivity. Stay informed on specific stages of the workflow with rules-based email notifications. Choose to be notified only about what you want and need to know.

Build customer loyalty

Who says being predictable is boring? Your customers don't want to guess whether they will get what they want, exactly when they need it. And neither do you. Fiery JobFlow automation helps you increase customer satisfaction and loyalty by helping you deliver predictable results. You get consistently shorter turnaround times, higher-quality output, and happier customers.



Get ready to print. Quickly. Easily. Consistently.

Fiery JobFlow lets you automate the production of common jobs and project types. Get print-ready jobs quickly and easily, and achieve consistent results.

Fiery JobFlow Workflow and Modules



Use the free Fiery JobFlow Base version to:

- Perform essential job processing tasks such as image enhancement, imposition, and preflighting*
- Batch and collect jobs
- Submit files to the proper location or just drag and drop right on to the workflow
- Reorganize pages by splitting long jobs, or extracting pages
- Use the power of Fiery JobExpert to automatically set the optimal Fiery job properties
- Archive jobs at various processing stages for later reuse
- Receive email notifications on the job processing steps that are important to you
- Manage, import, and export workflows for maximum productivity and efficiency

* Impose module requires Fiery Impose license. Fiery Preflight module requires Fiery Graphic Arts Package, Premium Edition/ Fiery Graphic Arts Pro Package license for external Fiery servers, or Fiery Automation Package for embedded Fiery servers.



CONFIGURABLE RULES

Set up rules in the modules based on *If... then...* principles to trigger an action based on a condition.



Move



Copy



eMail




Archive

- Submit multiple jobs and intelligently route them to other workflows
- Receive email notifications on the job processing steps that are important to you
- Archive jobs at various processing stages for later reuse




IMAGE ENHANCE

Provides automatic image correction such as red eyes and detects and applies any presets that the user has created.



COLLECT


Collects jobs based on specified criteria.



IMPOSE

Imposes a file for printing in the desired layout.

PRINTED OUTPUT



LIGHT

Use using Enfocus technology to produce light report.



CORRECT

Provides a list of corrections to choose from to fix a job using Enfocus PitStop technology.



APPROVAL

Incorporates an automated approval process in the workflow to avoid long delays in job processing.



AUTOMATED FILE MANAGEMENT

Add additional automation functions with the paid Fiery JobFlow version to:

- Submit multiple jobs and intelligently route them to other workflows
- Allow external and internal reviewers to approve jobs remotely for uninterrupted workflow
- Inspect, troubleshoot, and correct jobs using Enfocus PitStop technology
- Use advanced scripting to incorporate job processing from third-party applications
- Use AI technology* to improve image resolution and DPI for printing images in larger sizes
- Automatically send jobs to the next available Fiery server

* Requires purchase of API key

Achieve the power of one click

Time is money. The more time you save with automation, the more money you make. Set up your own workflow in minutes, not hours. Or download a pre-configured workflow from the Fiery library of sample workflows at resources.fiery.com/jobflow/library and import it, customize it, and start using it in less than 5 minutes. Then, for most jobs, it just takes one click to send your job through the workflow to print.

Here are just a few examples of how powerful automation can be once you start using Fiery JobFlow workflows.

Workflow name	Workflow outline	Manual setup	JobFlow workflow
Multi-up booklet	Imposes a booklet using a Fiery Impose template and then applies a 4-up repeat layout.	15 clicks Import job, open Fiery Impose, select Impose template, save as a PDF, open Fiery Impose, select Impose template, save as a PDF, and print.	1 click Submit job
Sharpen images	Enhances images in the PDF file using an Image Enhance Visual Editor template that sharpens them.	5 clicks Import job, open Image Enhance Visual Editor, select template, save and close, print.	1 click Submit job
Preflight	Uses Fiery Preflight to inspect and troubleshoot a job. Generates a report and automatically emails it to the assigned recipient.	12+ clicks Import job, open Fiery Preflight, select template, preflight, save PDF report (plus any additional steps required to manually email the report).	1 click Submit job
Business cards	Imposes a business card using a Fiery Impose template with gangup and repeat layout.	8 clicks Import job, open Fiery Impose, select Impose template, save, and print.	1 click Submit job
Process PDF forms	Uses scripting to merge customer data with a PDF form using a third-party application. Upon completion, resumes processing the job and sends it for printing.	18 clicks Open form in Adobe® Acrobat® Pro, select Form Tools, import customer data, save PDF, import with Fiery Command WorkStation®, select preset, and print.	1 click Submit job
Simplex booklet	Inserts blank pages after every odd page and imposes it as a simplex booklet.	13 clicks Import job, open Fiery Impose, select all pages, insert blank pages, save, and print.	1 click Submit job
Route based on job type	Processes multiple jobs of different types by running them through a sequence of preflight checks and routes them to various workflows based on pass or fail of compliance criteria.	33 clicks Import jobs, select first job, open Fiery Impose, select Impose template, select preset, print, select second job, open Fiery Impose, select Impose template, select preset, print, select third job, open Fiery Impose, select Impose template, select preset, print.	1 click Submit job
Multi-job merge	Uses JobFlow job ticket to merge multiple files into a single job and define file order. Prepares the job for tabs insertion in Fiery JobMaster™ by automatically marking chapters and setting bookmarks between them.	37 clicks Import all jobs in Fiery Command WorkStation, open first job in Fiery JobMaster, insert pages from the rest of the files by selecting them one by one and create merged file. Manually select the pages that are chapter starts, insert tabs, save and close, print.	1 click Submit job + 11 optional clicks for tab insertion in Fiery JobMaster
Collect exact match	Allows jobs to be released when the exact number of pages is reached.	33 clicks Import three business cards in Fiery Command WorkStation, open the first job in Fiery Impose, insert pages from the other two business cards. Create an Impose template so three business cards are ordered in columns. Save and close, print.	1 click Submit job



See which Fiery JobFlow version is right for you

The side-by-side comparison of the free Fiery JobFlow Base to the paid Fiery JobFlow gives you an overview of the features and functions available in each version.

Workflow steps	Feature	Fiery JobFlow Base	Fiery JobFlow
Submit job	Locations	●	●
Upscale images	AI Image Scaling	—	●
Convert to PDF	Convert	●	●
Split, delete or extract pages	Pages	●	●
Enhance image	Image Enhance	●	●
Email notifications triggered by pass or fail rule	Configurable Rules	●	●
Preflight file (Fiery technology)*	Fiery Preflight	●	●
Impose job layout**	Impose	●	●
Collect exact match	Collect	●	●
Implement rules-based workflows	Configurable Rules	—	●
Preflight file (Enfocus PitStop technology)	Preflight	—	●
Correct file (Enfocus PitStop technology)	Correct	—	●
Connect to third-party file-processing solutions	Correct	—	●
Approve job — internal and external reviewers	Approve	—	●
Define alternative Fiery output locations	Send to Next Available Printer	—	●
Archive job	Configurable Rules and Locations	●	●
Output job	Locations	●	●

* Fiery Preflight module requires Fiery Graphic Arts Package, Premium Edition, Fiery Graphic Arts Pro Package or Fiery Automation Package license.
 ** Impose module requires Fiery Impose license.

Fiery JobFlow awards and accolades



2019 PRODUCT OF THE YEAR

2019 Product of the Year award recipient in the Software — Workflow / MIS / CRM category from Specialty Graphic Imaging Association (SGIA).



2016 READER'S CHOICE TOP PRODUCT

2016 Printing New Readers' Choice Top Product award recipient in the Production Automation Software category.

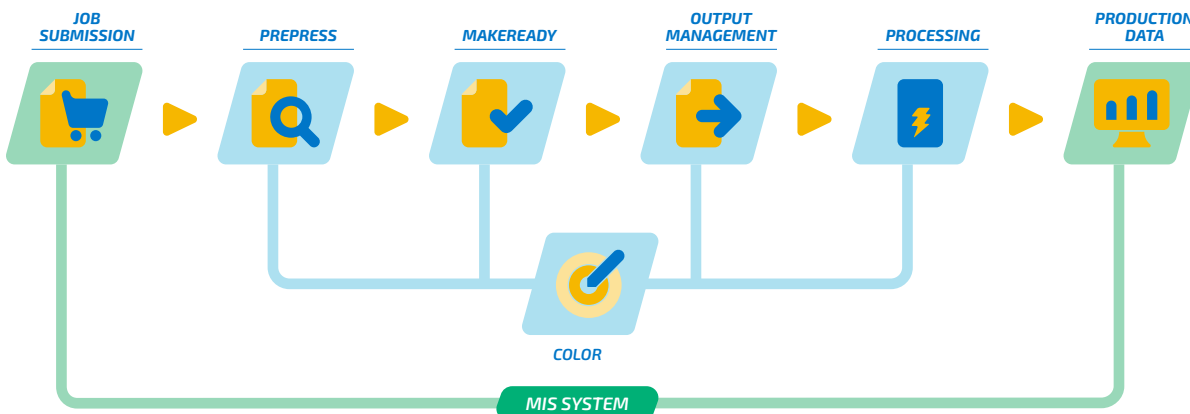
Can automation really be this easy?

Yes. Check the examples below to see how you can replace your manual processes with Fiery JobFlow automated workflows. Notice how many potential problems you can avoid, and how many touch points you can eliminate. And how you can expedite production, increase capacity, and reduce inefficient work with the powerful functions behind the simple Fiery JobFlow interface.

Step	Manual process	Automate with Fiery JobFlow
Quote request and acceptance	Customer reaches out to you to get a quote for a given job. You manually inspect the file to make sure it is print-ready and contains all necessary assets.	Use the Fiery Preflight module to automatically inspect the file for print readiness and give an accurate quote to the customer based on the amount of file preparation needed.
Obtain file from customer	Source file is submitted via Web, email, or other media. Manually download and save the file in the proper folder. Import the file into Fiery Command WorkStation to start the print job setup. Source file is attached to the job ticket created in MIS or Web-to-print system.	Set up a file management structure with Fiery JobFlow Locations that works for you to ensure efficient job submission. Grant access to your customers to automatically pull their jobs into the right workflows for further review and processing.
Inspect and prepare file in prepress	Convert non-PDF files to PDF format. Check the file to make sure it is prepared correctly for print. Perform preflight check to inspect it and identify potential issues. Make corrections at the PDF level or by going back to the native file application. Convert again into PDF if needed.	Submit common job types to predefined workflows and use Convert, Fiery Preflight, Preflight, Correct, and Image Enhance modules to fully automate the conversion, inspection, and correction steps.
Approve job	After setting up the job based on customer's requirement, the prepress operator provides a hard or soft proof for approval. Customer service rep then delivers the proof to the customer and handles further communication for approval.	At a given processing stage, Fiery JobFlow automatically sends the customer an email with a link to the softproof for their review and approval.
Impose file to desired layout for print	Impose the job using the native application or imposition software to achieve the most efficient layout for the media being used. Set correct finishing options such as stapling, tabs, binding. Submit to print.	Use Impose module to impose the job in a couple of clicks by selecting a default or a custom template you have created that is suitable for the job. Include Fiery server presets for additional finishing options.

Fiery Workflow Suite

Fiery JobFlow is part of the Fiery Workflow Suite, a comprehensive set of advanced tools that streamline and automate print processes for a new level of productivity from job submission to output. For more information, go to fiery.com/fieryworkflowsuite.





Technical specifications

Minimum requirements

Check the minimum requirements at solutions.fiery.com/JobFlow/specifications.

Supported printers

Fiery JobFlow can direct jobs to all external and some embedded Fiery servers, running on System 9 release 2 and up, and to a Fiery Central v2.0 (or newer) printer group.

Support and maintenance

A one-year Software Maintenance and Support Agreement (SMSA) is included with the purchase of Fiery JobFlow. The SMSA entitles you to the latest updates and upgrades.

You can also access technical support by phone and email. Support for the free Fiery JobFlow Base is via the Fiery JobFlow User Forum only.

Installation

Download and install Fiery JobFlow through the Fiery Software Manager. Note that Fiery JobFlow Base comes preinstalled on external Fiery servers running on FS200 Pro and above and it is also available for embedded Fiery servers with the optional Fiery Productivity Package or Fiery Automation Package.

The application is installed on a Windows computer and acts as a Fiery JobFlow server. After successful installation, you can access JobFlow from a shortcut on your desktop or from your favorite browser.



Get Fiery JobFlow

Find out more about all the things you can do with Fiery JobFlow, quickly and easily. See more online at fiery.com/jobflow, or contact your Fiery reseller.

Try Fiery JobFlow for free

Learn how you can try Fiery JobFlow for free at solutions.fiery.com/jobflow/freetrial30.



For more information, please visit www.fiery.com

Nothing herein should be construed as a warranty in addition to the express warranty statement provided with Fiery, LLC products and services.

ColorGuard, ColorRight, Command WorkStation, ColorWise, Fiery, the Fiery logo, Fiery Compose, Fiery Driven, the Fiery Driven logo, Fiery Edge, Fiery Essential, Fiery HyperRIP, Fiery Impose, Fiery Impress, Fiery ImageViewer, Fiery Intensify, Fiery JobExpert, Fiery JobFlow, Fiery JobMaster, Fiery Prep-it, Fiery Prints, the Fiery Prints logo, Fiery TrueBrand, FreeForm, MicroPress, IQ, PrintMe, RIPChips, RIP-While-Print, Spot-On, Spot Pro, and WebTools are trademarks or registered trademarks of Fiery, LLC and/or its wholly owned subsidiaries in the U.S. and/or certain other countries. All other terms and product names may be trademarks or registered trademarks of their respective owners and are hereby acknowledged.

© 2023 FIERY, LLC. ALL RIGHTS RESERVED.

FTL_046.09.23_US